





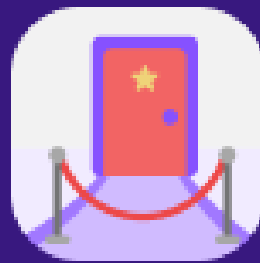


Your Colkie calendar

	MONDAY	TUESDAY	WEDNESDAY	THURSDAY	FRIDAY	SATURDAY	SUNDAY
	SOCIAL MEDIA	COLKIE	COLKIE	COLKIE	SOCIAL MEDIA	COLKIE: CHAT ROOM	REDES SOCIALES
LAUNCH WEEK	Create expectation Share with your fans that you are working on a very special project to be closer to them and that you will soon tell more details about it. Encourage your audience to stay tuned to your social networks so they won't miss anything.	Plan how you will use Colkie Spend some time looking at how Colkie works and thinking about what kind of material and experiences you want to offer. Prepare the material to have it ready when you need it. It would be good to create a calendar like this one, where we recommend to: <ul style="list-style-type: none">upload 2 videos of exclusive content per weekinteract on your Chat Room at least 3 times a weekorganize a private event once a monthremind your audience that you are on Colkie through social media every time you share new exclusive content  Learn all about Colkie in Your Colkie Guide	Create your profile Register on Colkie and don't forget to confirm your email address to successfully create your account. Shape your public profile by adding a photo and a bio that represents you or your band and get everything ready to apply for the verification of your account as an artist (essential to create your community).  Check here How to get started on Colkie	Fine-tune your community Once you have been verified as an artist: <ol style="list-style-type: none">Create your community.Upload an intro video where you explain what you will be offering on your community and inviting your fans to join it.Upload 6 videos of exclusive content so when your fans join your community they already have some content to enjoy.Set up your <i>Chat Room</i> and share a first welcome message explaining what your fans will find here and how to use it (ideally, you should pin this message so that it's the first thing any new member will see - even if it's only for the first few weeks).Finally, create a first private event for this month in <i>Events</i> and upload here all your important dates that you want all your fans to see (subscribed and non-subscribed).  Discover How to make your Colkie community a success	Announce that you're on Colkie!!!! It's time to share with your fanbase that you have joined Colkie and explain to them what you will be offering on this new platform. You have more info in the kit below but it's important to remember: <ul style="list-style-type: none">mention us (@colkie.music)include a link to download the app: links.colkie.com/home If you have access to your fan clubs, this would be the ideal time to contact them and share the news. They'll be your perfect early adopters!  All the info in the Social Media launch kit	Interact with your community It is crucial that you stay active on your Chat Room, especially during the first days of your community. This will help your fans enjoy the real experience of being part of your community and being able to directly chat with you from the very first moment they join. Sharing a screenshot of your Chat Room on Colkie through social media is the perfect way to make your fans feel how incredible being part of your community is. You can mention how active the chat is, how close you feel from your fans thanks to the chat, thank your community members the support, etc.	
WEEK 1	MONDAY	TUESDAY	WEDNESDAY	THURSDAY	FRIDAY	SATURDAY	SUNDAY
		COLKIE: CHAT ROOM	COLKIE: CHAT ROOM	COLKIE: EXCLUSIVE CONTENT	SOCIAL MEDIA	COLKIE: CHAT ROOM	
		Interact with your community Your fans can't wait to feel closer to you and part of your project. Keep them updated on your latest news and connected to you and your day-to-day as an artist.	Interact with your community Your fans can't wait to feel closer to you and part of your project. Keep them updated on your latest news and connected to you and your day-to-day as an artist.	New exclusive content Upload new exclusive content on Colkie and share the first few seconds (or an image) on social media letting your followers know that they will be able to see the rest on Colkie. The idea is to get your biggest fans used to the fact that on Colkie they will be able to enjoy your most premium and exclusive content on a weekly basis.	Interact with your community Your fans can't wait to feel closer to you and part of your project. Keep them updated on your latest news and connected to you and your day-to-day as an artist.		
WEEK 2	MONDAY	TUESDAY	WEDNESDAY	THURSDAY	FRIDAY	SATURDAY	SUNDAY
		COLKIE: CHAT ROOM	COLKIE: CHAT ROOM	COLKIE: EXCLUSIVE CONTENT	SOCIAL MEDIA	COLKIE: CHAT ROOM	
		Interact with your community Your fans can't wait to feel closer to you and part of your project. Keep them updated on your latest news and connected to you and your day-to-day as an artist.	Interact with your community Your fans can't wait to feel closer to you and part of your project. Keep them updated on your latest news and connected to you and your day-to-day as an artist.	New exclusive content Upload new exclusive content on Colkie and share the first few seconds (or an image) on social media letting your followers know that they will be able to see the rest on Colkie. The idea is to get your biggest fans used to the fact that on Colkie they will be able to enjoy your most premium and exclusive content on a weekly basis.	Interact with your community Your fans can't wait to feel closer to you and part of your project. Keep them updated on your latest news and connected to you and your day-to-day as an artist.		
WEEK 3	MONDAY	TUESDAY	WEDNESDAY	THURSDAY	FRIDAY	SATURDAY	SUNDAY
	REDES SOCIALES	COLKIE: CHAT ROOM	COLKIE: CHAT ROOM	COLKIE: EXCLUSIVE CONTENT	SOCIAL MEDIA	COLKIE: FANVERSE	
	Announce your private event Let your followers on social media that in a few days you'll be hosting a live event which only the members of your community will have access to.  Recommendations on How to bring your existing fanbase to Colkie	Interact with your community Your fans can't wait to feel closer to you and part of your project. Keep them updated on your latest news and connected to you and your day-to-day as an artist.	Interact with your community Your fans can't wait to feel closer to you and part of your project. Keep them updated on your latest news and connected to you and your day-to-day as an artist.	New exclusive content Upload new exclusive content on Colkie and share the first few seconds (or an image) on social media letting your followers know that they will be able to see the rest on Colkie. The idea is to get your biggest fans used to the fact that on Colkie they will be able to enjoy your most premium and exclusive content on a weekly basis.	Activate your Fanverse Launch a contest on your Fanverse to motivate the involvement of all your fans, both members and non-members of your community. You can also go ahead and create your Fan Groups and share the news with your fans.		
WEEK 4	MONDAY	TUESDAY	WEDNESDAY	THURSDAY	FRIDAY	SATURDAY	SUNDAY
		COLKIE: CHAT ROOM	COLKIE: PRIVATE EVENT	SOCIAL MEDIA	COLKIE: EXCLUSIVE CONTENT	SOCIAL MEDIA	COLKIE: CHAT ROOM
		Interact with your community Your fans can't wait to feel closer to you and part of your project. Keep them updated on your latest news and connected to you and your day-to-day as an artist.	Private event Organize an exclusive event for your community members. It's the perfect content to mention on social media and make all your fans want to join your Colkie community.	New exclusive content Upload new exclusive content on Colkie and share the first few seconds (or an image) on social media letting your followers know that they will be able to see the rest on Colkie. The idea is to get your biggest fans used to the fact that on Colkie they will be able to enjoy your most premium and exclusive content on a weekly basis.	Interact with your community Your fans can't wait to feel closer to you and part of your project. Keep them updated on your latest news and connected to you and your day-to-day as an artist.		Remember you're in Colkie Update your followers about your Colkie project and share with them how much you are looking forward to seeing them all there.  Recommendations on How to bring your existing fanbase to Colkie

Need more info or content ideas?

Take a look at our article [How to make your Colkie community succeed](#) where you'll find:



Recommendations on how to interact on your **Chat Room**



Ideas of **Exclusive Content** you can share



How to make the most of your **Events**